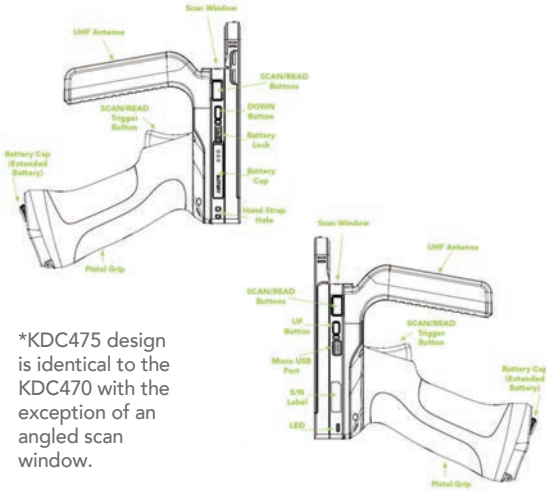


## Assembled Diagram



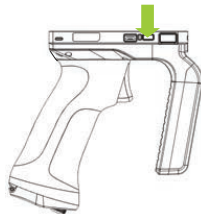
\*KDC475 design is identical to the KDC470 with the exception of an angled scan window.

## Basic Operation

1. To ensure that the UHF Reader is installed correctly, power on your KDC470/475 with the UHF reader installed.
2. If the UHF Reader was installed correctly, the KDC will beep once for power on, once again when it is booted up, followed by 2 quick beeps signalling that the UHF Reader is detected and ready for use.  
If you do not hear 2 quick beeps, the UHF Reader may not have been correctly installed. Please verify that the installation is correct.

3. The device must be in UHF mode to read UHF tags. This mode must be manually changed.

To enter UHF mode, press the UP button on the KDC for 3 seconds. 1 long and 2 short beeps will sound.



## Additional Companions

- ▶ HF Reader
- ▶ 0.5W UHF Reader
- ▶ Extended Battery
- ▶ Pistol Grip
- ▶ KDC600 mPOS

## Additional Accessories

- ▶ 1-Slot Charging Cradle

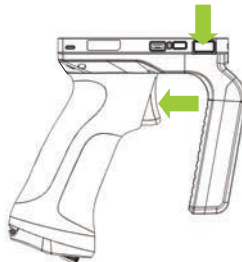
Visit our website for more information.

# KOAMTAC

116 Village Blvd, Ste 305, Princeton, NJ 08540  
+1 609-256-4700 p | +1 609-228-4373 f  
info@koamtac.com | www.koamtac.com

## Basic Operation

4. Point the Reader in the direction of the tag(s) you want to read and press the SCAN button or pull the SCAN trigger to read the tags.



5. A successful read will beep once and flash a green light.

# KOAMTAC

## 1.0W UHF Reader Mini Guide



## Toggle Read Modes

There are two read modes in which the SCAN button works: Barcode Mode and UHF mode. They are toggled by pressing the UP button for 3 seconds.



When entered into this mode, 1 long and 1 short beep will be heard. Barcodes can be read with the SCAN button.



When entered into this mode, 1 long and 2 short beeps will be heard. UHF tags can be read with the SCAN button.

## Changing UHF Tag Read Mode

The tag read mode is changed by scanning one of the following barcodes or by pressing the DOWN key on the KDC470/475 for 3 seconds in RFID mode.

The tag read mode is changed in the following order:  
Active (default) read -> Single read -> Multiple read

## UHF Active Read Mode

Basic operation status. Simultaneous reading of multiple tags while pressing the scan button (max. 10 minutes).

\* 3 short beeps will occur when changing mode with the DOWN key.

Active Read Mode



## Specs

### RFID Details

**Standards Supported:** EPC Class1 Gen2, EPC Gen2 V2  
**Nominal Read Range:** 20'+ (6+ m) dependent on tag type and operating environment  
**Frequency:** US, EU, JP, KR  
**Output Power Range:** 0 to +30dBm  
**Read Rate:** 200 tags per second  
**Stores:** more than 400,000 RFID tags (96 bits EPC Data)

### User Environment

**Ingress Protection Rating:** IP64  
**Operating:** -4°F to 122°F (-20°C to 50°C)  
**Storage:** -4°F to 140°F (-20°C to 60°C)  
**Humidity:** 5% to 95% (non-condensing)

### Battery Characteristics

**Barcode, Communication:** 1130mAh Lithium-ion battery of KDC470/475  
**UHF, Device Charging:** 6000mAh Lithium-polymer battery of Pistol Grip

## UHF Single Read Mode

Only one tag is read every time the scan button is pressed.

\* 1 short beep occur when changing mode with DOWN key.

Single Read Mode



## UHF Multiple Read Mode

When the Scan button is pressed, multiple tags are read simultaneously for the set time (default 10 seconds).

\* Time setting can be changed in Settings -> Reading Timeout.  
\* 2 short beeps will occur when changing mode with the DOWN key.

Multiple Read Mode



## KDC UHF App

KDC UHF is a program which communicates with the KOAMTAC Data Collector (KDC®) via Bluetooth. It enables users to read UHF data, measure performance, and configure the KDC on an iOS or Android device. This app is for demo purposes and to aid developers using our SDK.

- ▶ Easily switch between barcode and UHF modes
- ▶ Easily switch between UHF tag reading modes
- ▶ Increase or decrease UHF power level
- ▶ Customize tag parameters
- ▶ Reading timeout settings
- ▶ Change UHF data types, region, and more!



## KTSync & SDK

KTSync® is a program which communicates with the KDC via Bluetooth. It enables users to read and store data. KTSync is compatible with iOS, Android, Windows, and Mac. It also supports wedging and downloading data from the KDC.

For more information about KTSync, please visit:  
[www.koamtac.com/support/downloads/applications](http://www.koamtac.com/support/downloads/applications)

The Software Development Kit (SDK) is the perfect solution for creating a custom application to collect data utilizing your KDC. The KOAMTAC SDK covers all major development platforms: Android, iOS, Tizen, Windows, Xamarin, and Cordova. Developers may take advantage of the complimentary SDK and enjoy the full benefits of the KOAMTAC Developer Program.

For more information regarding the KOAMTAC Developer Program or to request the latest SDKs, visit:  
[www.koamtac.com/support/downloads/sdk](http://www.koamtac.com/support/downloads/sdk)  
or e-mail [sdk@koamtac.com](mailto:sdk@koamtac.com).